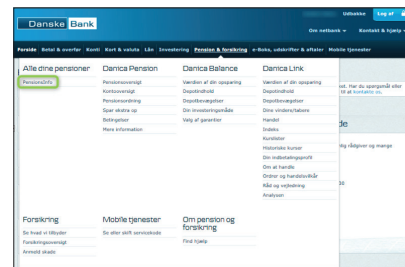


Guidelines for retrieving Pensionsinfo via eBank

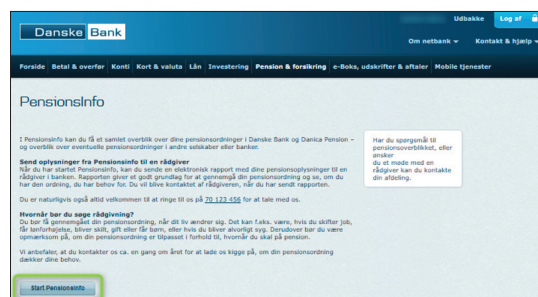
1.

Log on to Danske Netbank (Danske eBanking). On the top menu, choose PENSION OG FORSIKRING (Pension and Insurance), and then choose PENSIONSINFO (Pension Information)



2.

Choose START PENSIONSINFO. A new browser window will open, and your data will be compiled



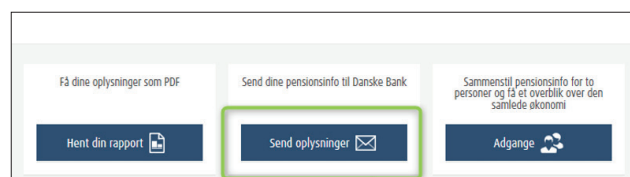
3.

Choose FORTSÆT (continue)



4.

At the bottom of the screen, on the right, choose SEND OPLYSNINGER (Send information)



5.

State your phone number and e-mail address, then choose SEND OPLYSNINGER FOR MIG (Send information)

